

Work beginning Monday 6th July


Phonics

1. Read these words

**bed pen cup pan pin net cap peg bib
hen pig web tin hat pig sock gum jam
mat jug peg cap hat tap**

Write a sentence about the pig and the hen. They are farm animals.

Parents tip: Say the sentence The pig and the hen are in the mud. (One word at a time) Child to write it.



These are wild animals.

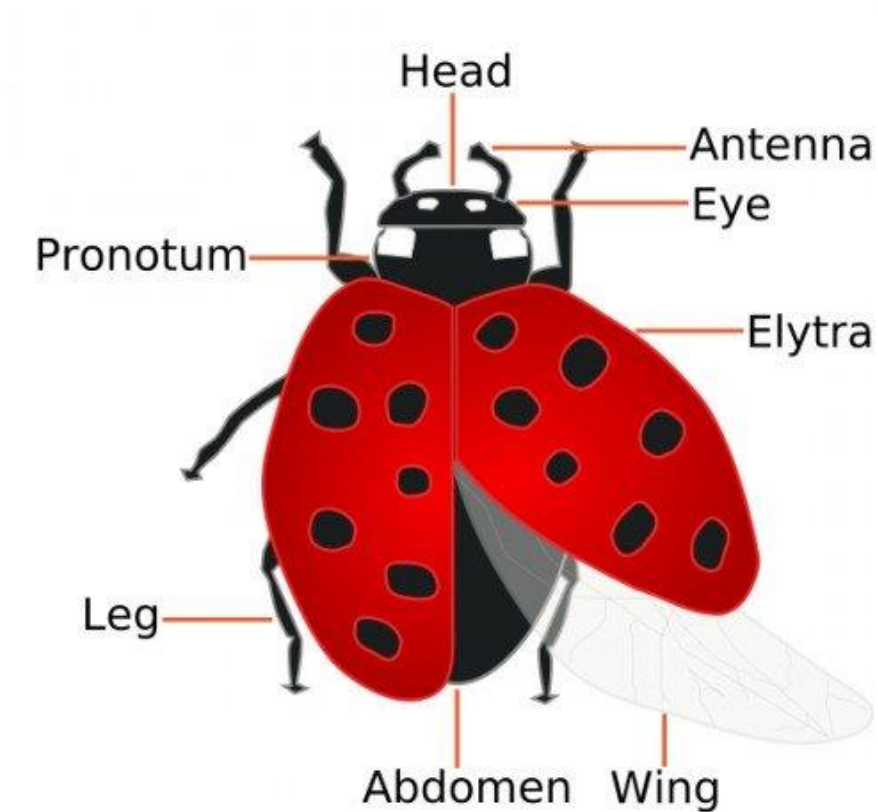


1. Do you know what these animals are called?
2. Can you find out some facts about them?
3. Watch video clips about the animals and talk about the facts that you learn about.
4. Draw one of the animals and write words to label your picture. Can you write its name, how many legs its got, has it a horn, a long neck or a pattern on its body.
Read these high frequency words again. Can you write them with out looking.

The, I, is, it, am, at, of, for, and, was, are, came,
some, my all, he, she, be, me, we

A ladybird

Talk about the ladybird facts with your family.



Facts

Ladybirds can be found in your garden, your house or in a forest.

There are 5000 different species of ladybirds.

They come in different colours – red, orange, grey, black, pink, brown.

They have 6 legs.

They are an insect.

Ladybirds can be a boy or a girl.


They have wings and can fly.

They have spots.

Can you talk about what facts you can remember.

**Go on a ladybird hunt and look for the spots.
Can you draw a ladybird and label it.**

Maths




Draw a ladybird and give it the same number of spots on each side. Cut circles out and practice doubling numbers. ($1+1$ $2+2$ $3+3$ go

on until you get to 10) You will be an expert at doubling by the time you get to year 1.

Cut out 20 spots. Draw a blank ladybird like this one. Put some on each side of your ladybird. Make up a number addition sentence. The numbers do not need to be the same for this game.

For example

3 + 4 = 7 or write boxes + =



and is