







Year 2 Basic Skills

	1	2	3	4	5
Phonics	<p>/r/</p> <p>This week we are listening for words with an /r/ sound in. Practise building these words:</p> <p>bright carrot rhino wrist</p>	<p>/r/</p> <p>Practise reading spelling these words:</p> <p>bright friend rabbit carrot hurry lorry rhino rhubarb rhyme (me gives m sound) wrist write wrong</p>	<p>/r/</p> <p>Use the words from Monday in sentences.</p> <p>They must make sense and have a capital letter and full stop in the right place.</p>	<p>/r/</p> <p>Sort these words under the correct spelling of /r/</p> <p><u>r</u> <u>rr</u> <u>rh</u> <u>wr</u> bright rabbit write wrong lorry rhyme rhino hurry rhubarb wrist carrot friend Can you add any of your own?</p>	<p>/r/</p> <p>Pick a book on EPIC or one you have at home and seek the sound – you are looking for words with an /r/ sound in.</p> <p><u>Word</u> <u>Spelling</u></p>
Grammar	<p>Making Sense</p> <p>Write a sentence about the animal below. Your sentence must make sense and have the correct punctuation.</p>  toaster	<p>Making Sense</p> <p>Write a sentence about the animal below. Your sentence must make sense and have the correct punctuation.</p>  kettle	<p>Making Sense</p> <p>Write a sentence about the animal below. Your sentence must make sense and have the correct punctuation</p>  sink	<p>Making Sense</p> <p>Write a sentence about the animal below. Your sentence must make sense and have the correct punctuation.</p>  bed	<p>Making Sense</p> <p>Write a sentence about the animal below. Your sentence must make sense and have the correct punctuation.</p>  sofa
Spellings	<p>Rule: 'u' spelt 'o'</p> <p>Practise reading and writing these words in your neatest handwriting. Can you join any of your letters?</p> <p>Love, glove, some, done, come, month, mother, brother</p>	<p>Rule: 'u' spelt 'o'</p> <p><u>Sensible Sentences</u></p> <p>Use each word from Monday in a different sentence. Your sentence must make sense and have the correct punctuation.</p>	<p>Rule: 'u' spelt 'o'</p> <div style="border: 1px dashed black; padding: 5px;"> <p>Hidden Words</p> <p>Draw and color a picture. Hide your spelling words inside your picture.</p> <p>Show your picture to someone and see if they can find your hidden words!</p> </div>	<p>Rule: 'u' spelt 'o'</p> <p><u>Staircase Words</u></p> <p>Write each spelling, one letter per line until you have written the whole word.</p> <p>Example: L Lo Lov Love</p>	<p>Rule: 'u' spelt 'o'</p> <p><u>Bubble Words</u></p> <p>Write your spelling words in large bubble letters. You can colour them or draw pictures on them to help you remember them.</p> <p>Example: </p>