






Year 2 Basic Skills

	1	2	3	4	5
Phonics	<p>/h/</p> <p>This week we are listening for words with a /h/ sound in. Practise building these words:</p> <p>have (the ve together give a v sound) help who whole</p>	<p>/h/</p> <p>Practise reading spelling these words:</p> <p>have hand help hump who whose whole</p>	<p>/h/</p> <p>Use the words from Monday in sentences.</p> <p>They must make sense and have a capital letter and full stop in the right place.</p>	<p>/h/</p> <p>Sort these words under the correct spelling of /h/</p> <p><u>h</u> <u>wh</u> whose help hand high who whole hook her</p> <p>Can you add any of your own?</p>	<p>/h/</p> <p>Pick a book on EPIC or one you have at home and seek the sound – you are looking for words with a /h/ sound in.</p> <p><u>Word</u> <u>Spelling</u></p>
Grammar	<p>Making Sense</p> <p>Write a sentence for this picture. It must make sense and have the correct punctuation.</p> 	<p>Making Sense</p> <p>Write a sentence for this picture. It must make sense and have the correct punctuation.</p> 	<p>Making Sense</p> <p>Write a sentence for this picture. It must make sense and have the correct punctuation.</p> 	<p>Making Sense</p> <p>Write a sentence for this picture. It must make sense and have the correct punctuation.</p> 	<p>Making Sense</p> <p>Write a sentence for this picture. It must make sense and have the correct punctuation.</p> 
Spellings	<p>Rule: 'l' spelt il at end of words</p> <p>Practise reading and writing these words in your neatest handwriting. Can you join any of your letters?</p> <p>April, fossil, evil, pencil, stencil, pupil, nostril, basil</p>	<p>Rule: 'l' spelt il at end of words</p> <p>Use each word from Monday in a different sentence. Your sentence must make sense and have the correct punctuation.</p>	<p>Rule: 'l' spelt il at end of words</p> <div style="border: 1px dashed black; padding: 10px; text-align: center;"> <p>Hidden Words</p> <p>Draw and color a picture. Hide your spelling words inside your picture.</p> <p>Show your picture to someone and see if they can find your hidden words!</p> </div>	<p>Rule: 'l' spelt il at end of words</p> <p style="text-align: center;"><u>Staircase Words</u></p> <p>Write each spelling, one letter per line until you have written the whole word.</p> <p>Example: A Ap Apr Apri April</p>	<p>Rule: 'l' spelt il at end of words</p> <p style="text-align: center;"><u>Backwards Words</u></p> <p>An adult writes the word backwards, you have to try and read the word and then write in forwards (correctly)</p>