















# English

This week you're going to be writing a the story of Jack and the Beanstalk.

Monday	Tuesday	Wednesday	Thursday	Friday
<p><b>Reading and retelling</b> Read the Jack and the Beanstalk text from last week. An adult can help you if you're finding it too tricky.</p> <p>If you'd like an extra challenge, try reading the Jack and the Beanstalk e-book.</p> <p>Retell the story to someone in your family or one of your favourite toys. You could even make paper characters to bring the story to life.</p>	<p><b>The Beginning</b> Can you retell the beginning of the story in your own words?</p> <p>Use these pictures to help you to remember the story.</p>   <p>Can you add any description?</p> <p>Spellings to help you: <b>beans</b>    <b>mother</b> Once upon a time.</p>	<p><b>The Middle</b> Can you retell the middle of the story in your own words?</p> <p>Use these pictures to help you to remember the story.</p>     <p>Can you add any description?</p> <p>Spellings to help you: <b>beanstalk</b>    <b>castle</b> <b>giant</b></p>	<p><b>The Middle</b> Can you retell the middle of the story in your own words?</p> <p>Use these pictures to help you to remember the story.</p>     <p>Can you add any description?</p> <p>Spellings to help you: <b>giant</b>    <b>beanstalk</b> <b>harp</b></p>	<p><b>The End</b> Can you retell the end of the story in your own words?</p> <p>Use these pictures to help you to remember the story.</p>     <p>Can you add any description?</p> <p>Spellings to help you: <b>mother</b>    <b>beanstalk</b> <b>axe</b> Happily ever after.</p>

